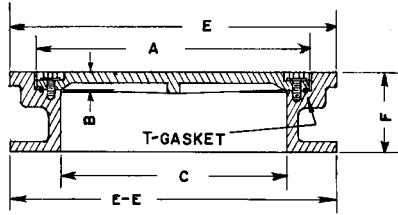
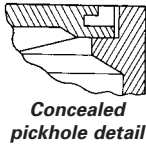


## R-6464 Series

### Pressure-Type Round Manhole Frame, Bolted Lid Water-, Gas-, and Steamtight

#### Heavy Duty



Suitable for low pressure application up to 20 p.s.i.

Seal type frames have flange at base as well as top. Furnished with T-gasket and stainless steel cap screws.

Units are shipped assembled with gasket glued to lid.

NOTE: Bolting pads reduce effective clear opening (dimension C) by 2" to 3". If "C" dimension is critical, select larger size.

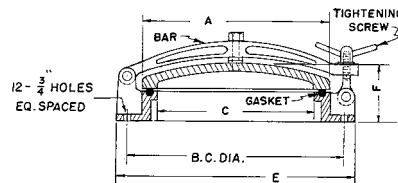
Dimensions in inches

Catalog No.	A	B	C	E	EE	F	No. of Bolts
R-6464-D	25 1/4	1	22	26 1/2	25	6	four
R-6464-F	26	1	24	27 3/4	27	8	four
R-6464-G	29	1 3/4	27	31	31	6	six

## R-6470 Series

### Low Pressure Water-Resistant Frame, Solid Lid, Lock Bar and Gasket

#### Light Duty



Units are shipped assembled with gasket glued to frame.

Dimensions in inches

Catalog No.	A	C	E	F	Bolt Circle Diameter
R-6470-A	21	18	25	5	23 1/2
R-6470-B	27	24	31	6	29 1/2

Supplied By:

**TRENCHDRAIN  
SUPPLY**

877-903-7246

www.trenchdrainsupply.com